



**HYDROMATIC<sup>®</sup>**  
**MODELS HPGF(X)/HPGFH(X)**  
**SUBMERSIBLE SEWAGE**  
**GRINDER PUMPS**

**ALSO AVAILABLE FOR HAZARDOUS LOCATION**

HPGF/HPGFH



# HYDROMATIC® MODELS HPGF(X)/HPGFH(X)

## Submersible Sewage Grinder Pumps

HPGF/HPGFH Pumps Characteristics					
Pump / Motor Unit	Submersible-Grinder				
Phase	1 Ø		3 Ø		
Horsepower	3	5	3	5	7.5
208V FLA	N/A	N/A	10.9	17.6	29
230V FLA	17.1	29.5	9.5	15.3	25.2
460V FLA	N/A	N/A	4.8	7.6	12.6
575V FLA	N/A	N/A	3.8	6.1	10.1
Motor Type	Oil-Cooled Induction Capacitor Start		Oil-Cooled Induction		
RPM	1750				
Temperature	140°F Ambient				
Operation	Intermittent				
Hertz	60 Hz				
Thermal Overload	Bimetallic				
Temperature	Maximum Water 140°F				
NEMA Design	Type B (3 Ø)		Type L (1 Ø)		
Insulation	Class F				
Discharge Size	2" NPT – 3" 125 lb. Flange (Horizontal)				
Unit Weight	245 lbs.				
Power Cord	S00W, W				
Control Cord	S00W				


HPGFH/HPGFHX Pumps Characteristics					
Pump / Motor Unit	Submersible-Grinder				
Phase	1 Ø		3 Ø		
Horsepower	3	5	3	5	7.5
208V FLA	N/A	N/A	10.9	17.6	29
230V FLA	17.1	29.5	9.5	15.3	25.2
460V FLA	N/A	N/A	4.8	7.6	12.6
575V FLA	N/A	N/A	3.8	6.1	10.1
Motor Type	Oil-Cooled Induction Capacitor Start		Oil-Cooled Induction		
RPM	1750				
Temperature	140°F Ambient				
Operation	Intermittent				
Hertz	60 Hz				
Thermal Overload	Bimetallic				
Temperature	Maximum Water 140°F				
NEMA Design	Type B (3 Ø)		Type L (1 Ø)		
Insulation	Class F				
Discharge Size	2" NPT – 3" 125 lb. Flange (Horizontal)				
Unit Weight	245 lbs.				
Power Cord	S00W, W				
Control Cord	S00W				

HPGF/HPGFH Materials of Construction	
Description	Material of Construction
Motor Housing	Cast Iron ASTM-48
Pump Casing	Cast Iron ASTM-48
Coolant/Lubricant	Dielectric Oil
Shaft	Stainless Steel
Mechanical Shaft Seal	Seal Faces: Carbon / Ceramic, Seal Body: Stainless Steel, Spring: Stainless Steel, Bellows: Buna-N
Impeller	Semiopen 5-Vane SST
Cutters	440C Hardened 55-60 Rockwell C
Upper Bearing	(Radial) Single Row-Ball
Lower Bearing	(Thrust) Single Row-Ball
Fasteners	Stainless Steel

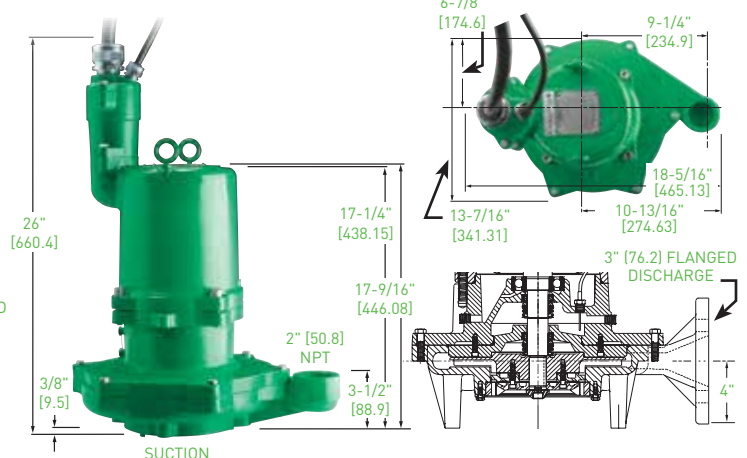
HPGFH/HPGFHX Materials of Construction	
Description	Material of Construction
Motor Housing	Cast Iron ASTM-48
Pump Casing	Cast Iron ASTM-48
Coolant / Lubricant	Dielectric Oil
Shaft	Stainless Steel
Mechanical Shaft Seal	Seal Faces: Carbon / Ceramic, Seal Body: Stainless Steel, Spring: Stainless Steel, Bellows: Buna-N
Impeller	Semiopen 5-Vane SST
Cutters	440C Hardened 55-60 Rockwell C
Upper Bearing	(Radial) Single Row-Ball
Lower Bearing	(Thrust) Single Row-Ball
Fasteners	Stainless Steel

### HPGF/HPGFH Dimensional Data

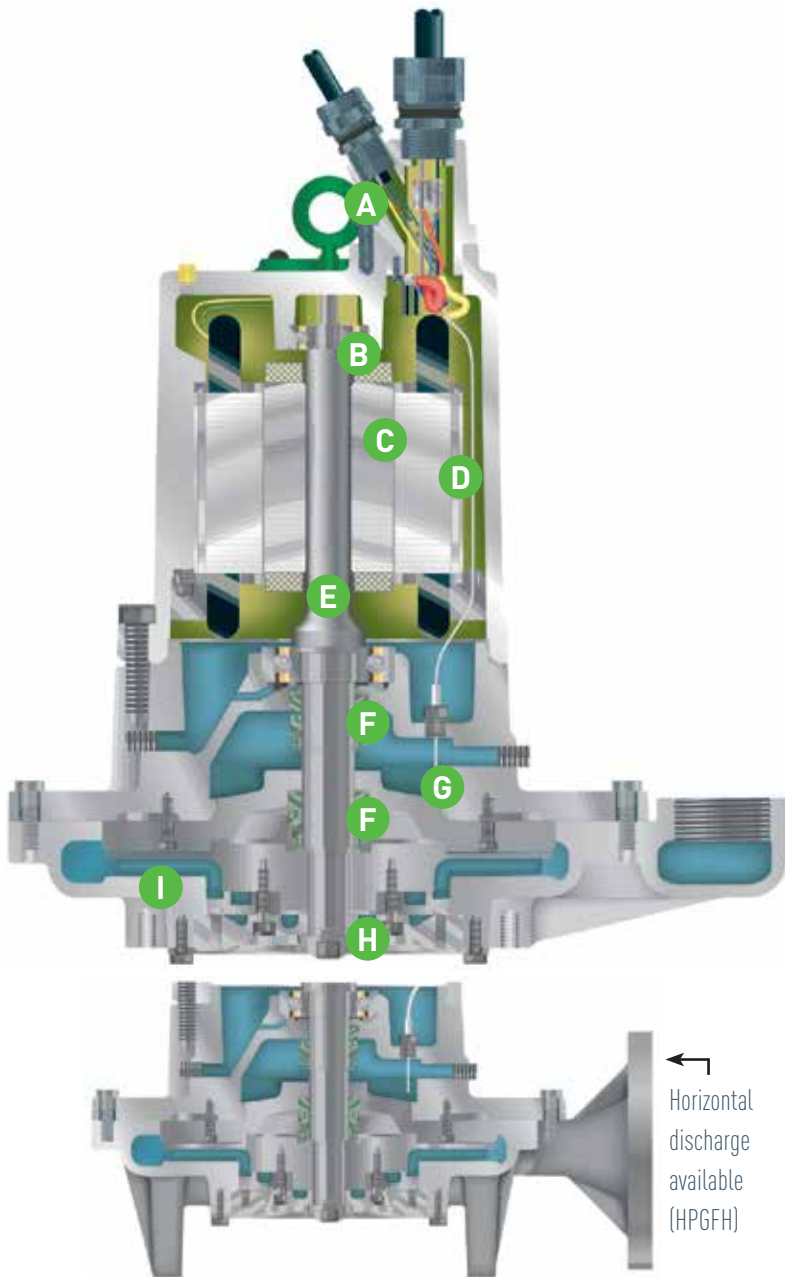
Top View – Vertical Discharge Standard



### HPGFH/HPGFHX Dimensional Data



# HPGF/HPGFH Pump Features



## A. Two Barrier Seal

One epoxy barrier and one compression fitting for maximum protection against wicking and water seepage into the motor housing.

## B. Bearings

The heavy-duty ball bearings, upper (radial) and lower (thrust), are continuously lubricated by oil to ensure long service life.

## C. Motor

Electrical design combines the advantages of high torque output with optimum running efficiency engineered specifically for grinder operation.

## D. Stator Bolts

The stator is secured to the motor housing by means of stator bolts which ensure ease of maintenance if the need ever arises.

## E. Shaft

Standard stainless steel shaft in grinder pump.

## F. Dual Seals

Dual seals for maximum moisture protection.

## G. Moisture Probe

Moisture detection probe.

## H. Cutters

Exclusive "Dual Cutter" design cuts solids to smallest particle size thereby greatly reducing clogging, roping, or binding.

## I. Impeller

Impeller made of high strength 316 SST / CF8M which provides a high level of corrosion resistance and toughness from impact for a wide variety of slurry pumpage.

## Applications:

Residential, Commercial, Resort Area

# HPGFX/HPGFHX Pump Features

## A. Three Barrier Seal

One epoxy barrier, one compression fitting and two additional O-rings for maximum protection against wicking and water seepage into the motor housing.

## B. Bearings

The heavy-duty ball bearings, upper (radial) and lower (thrust), are continuously lubricated by oil to ensure long service life.

## C. Motor

Electrical design combines the advantages of high torque output with optimum running efficiency engineered specifically for grinder operation.

## D. Stator Bolts

The stator is secured to the motor housing by means of stator bolts which ensure ease of maintenance if the need ever arises.

## E. Shaft

Standard stainless steel shaft in grinder pump.

## F. Dual Seals

Dual seals for maximum moisture protection.

## G. Two Moisture Probes

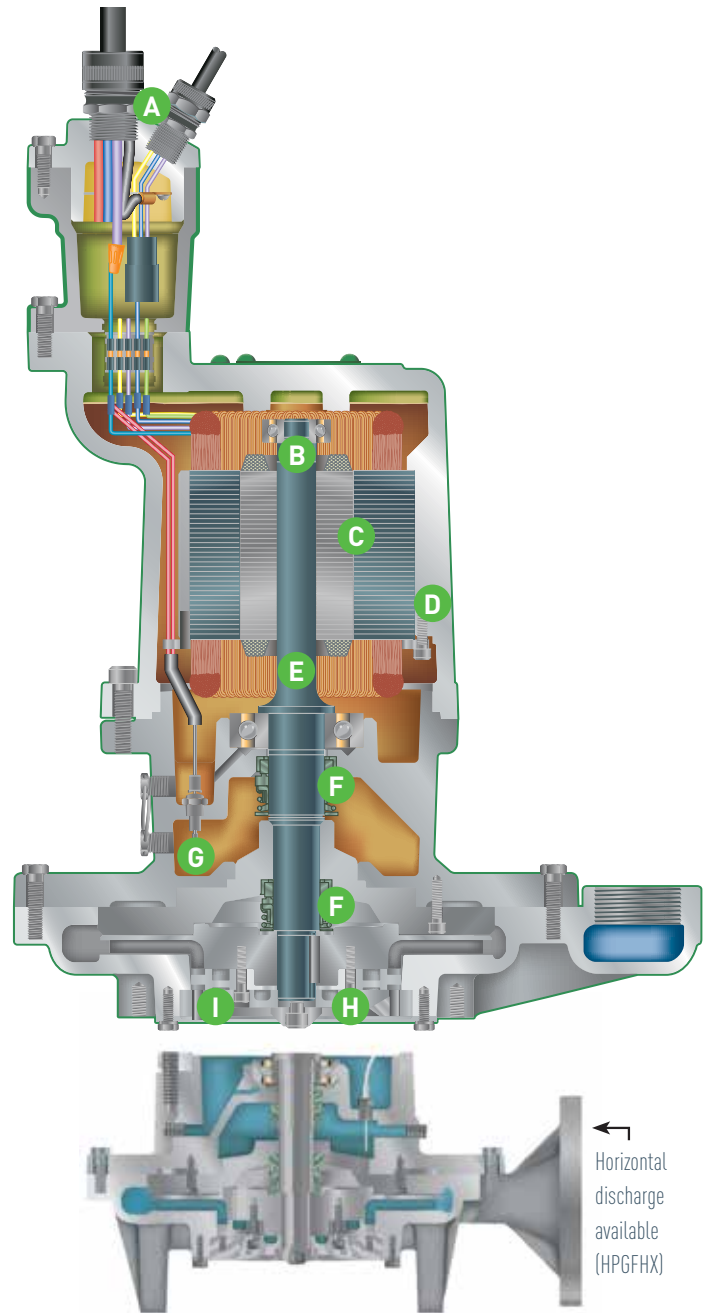
Moisture detection probe located in seal chamber.

## H. Cutters

Exclusive "Dual Cutter" design cuts solids to smallest particle size thereby greatly reducing clogging, roping, or binding.

## I. Impeller

Multivane, semiopen impeller.



## Applications:

Municipal, Commercial, Residential, Resort Area



1101 MYERS PARKWAY  
ASHLAND, OHIO 44805  
PH: 855-274-8947  
WWW.HYDROMATIC.COM

490 PINEBUSH ROAD, UNIT 4  
CAMBRIDGE, ONTARIO, CANADA N1T 0A5  
PH: 800-363-7867  
WWW.HYDROMATIC.COM

Hydromatic® is a registered trademark of Pentair Ltd.

Because we are continuously improving our products and services, Pentair reserves the right to change specifications without prior notice.

E-02-7110 05/02/17 © 2017 Pentair plc. All Rights Reserved.