



DEPENDABLE PUMP SOLUTIONS FOR FIRE PROTECTION



pentair.com/aurora

RELIABLE FIRE PUMP SOLUTIONS FOR FIRE PROTECTION

PENTAIR AURORA® FIRE PROTECTION PUMPS CAN HELP PROTECT YOUR PROPERTY IN CASE OF FIRE


When you install a fire protection system, of course you hope it goes unused. In fact, you hope for the best but prepare for the worst. In addition, if the worst does happen, you need trouble-free fire protection equipment that is ready to spring into action at all times. When tragedy strikes, you need reliable fire pump solutions that work at peak performance!

Trust Pentair Aurora Fire Protection Pumps to provide you with dependability and efficacy. Our fire pumps deliver a steady and specific flow and PSI to the sprinkler lines in a building. During a fire, when the sprinkler heads open, the water begins to flow, which reduces the pressure. Our fire pumps make sure the flow and PSI do not drop. This makes Pentair Aurora Fire Protection Pumps very effective when suppressing fires. Our pumps will keep running until the fire chief presses the stop button in the pump room.

COMMITTED TO DELIVER FIRE PUMP EXCELLENCE

- ◆ Over 100 years of proven quality, rugged dependability, and fire protection expertise
- ◆ Our ISO 9001 certified quality system ensures high-quality products
- ◆ Pump configuration and selection software to help select the best pumps and systems
- ◆ 'Red Hot' Quick Ship Program to meet time-critical requirements
- ◆ Qualified distribution network to provide complete pump solutions for fire protection
- ◆ Outstanding customer service to help keep fire pump systems at peak performance for years to come

SINGLE STAGE VERTICAL IN-LINE




MODEL 383

Flow: 50 to 1,500 GPM (11.3 to 340 m³/hr)
Pressure: 40 to 159 PSI (2.7 to 11 bar)

- ◆ UL listed, FM approved, NFPA-20 design
- ◆ Service the pump without disturbing surrounding piping
- ◆ Save on space with our vertical design
- ◆ Enjoy years of service with a bronze-fitted pump construction

END SUCTION FIRE PUMP



MODEL 384

Flow: 50 to 1,500 GPM (11.3 to 340 m³/hr)
Pressure: 40 to 225 PSI (2.7 to 15.5 bar)

- ◆ UL listed, FM approved performance
- ◆ Select from electric and diesel speeds
- ◆ Maintain your pump with ease with back pullout design and without disconnecting the pipe
- ◆ Take advantage of a frame mounted design
- ◆ Retrofit this pump with its small footprint
- ◆ Leverage this pump for installations such as schools, office buildings and hospitals

HORIZONTAL SPLIT CASE



MODELS 471, 481, 485, 491, 492

Flow: 250 to 5,000 GPM (56.8 to 1,135 m³/hr)
Pressure: 40 to 435 PSI (2.7 to 30 bar)

- ◆ UL listed, FM approved, NFPA-20 design
- ◆ Use in commercial, industrial and marine applications
- ◆ Select from electric and diesel driven model pumps
- ◆ Enjoy ease of maintenance
- ◆ Get them delivered quickly to you with 'Red Hot' Quick Ship Program

INSIST ON PENTAIR FIRE PROTECTION PUMPS

VERTICAL SPLIT CASE




MODEL 483

Flow: 250 to 2,500 GPM (56.8 to 568 m³/hr)
Pressure: 40 to 200 PSI (2.7 to 13.8 bar)

- ◆ UL listed, FM approved, NFPA-20 design
- ◆ Use in commercial, industrial and marine applications
- ◆ Enjoy ease of maintenance
- ◆ Take advantage of our electric driven model pump

DIESEL-DRIVEN SPLIT CASE



MODEL 471, 481, 485, 491, 492

Flow: 250 to 5,000 GPM (56.8 to 1,135 m³/hr)
Pressure: 40 to 435 PSI (2.8 to 30 bar)

- ◆ UL listed, FM approved, NFPA-20 design
- ◆ Use in commercial, industrial and marine applications
- ◆ Select from electric and diesel driven model pumps
- ◆ Enjoy ease of maintenance
- ◆ Get them delivered quickly to you with 'Red Hot' Quick Ship Program

VERTICAL TURBINE



Flow: 250 to 4,500 GPM (56.8 to 1,022 m³/hr)
Pressure: 50 to 370 PSI (3.4 to 25.5 bar)

- ◆ UL listed, FM approved, NFPA-20 design
- ◆ Use in commercial, industrial and marine applications
- ◆ Take advantage of the special materials offered for seawater applications
- ◆ Select from electric and diesel driven model pumps

JOCKEY PUMP



MODELS PVM & PVX

Horsepower: 1/2 to 40
Flow series: 1, 3, 5, 10, 15, 20, 33
Capacity: up to 210 GPM (47.6 m³/hr)
Pressure: 330 PSI (22.7 bar)
Head: 800 feet (244 m)
Temperature: 250°F (121°C)

- ◆ Replace cartridge mechanical seal easily without dismantling the pump
- ◆ Enjoy many years of service with our cast iron or 316 stainless materials
- ◆ Retrofit easily in existing and new installations
- ◆ Take advantage of durable TEFC motors

ACCESSORIES



- ◆ Casing relief valve/air relief valve
- ◆ Eccentric suction reducers and concentric discharge increasers
- ◆ Test manifold, hose valves and ball drip valve
- ◆ Main relief valve and waste cone
- ◆ Flow metering systems
- ◆ Diesel batteries, racks and cables
- ◆ Double wall fuel tanks and fittings
- ◆ Diesel engine mufflers
- ◆ Exhaust flex connectors



**800 Airport Road,
North Aurora, Illinois
60542, USA**

**3601 Fairbanks Avenue,
Kansas City, Kansas
66106, USA**

**Parallelweg 4
7102 DE Winterswijk
The Netherlands**

**No. 10 Jia Ye Road,
Bin Hu District Wuxi,
Jiangsu 214124 China**

pentair.com/aurora



UL and the UL logo are trademarks of UL LLC.

All FM Approvals' certification marks are the sole property of FM Approvals LLC.

Aurora's Quality system is an ISO 9001 Certified System by SAI Global Pty Limited.

All indicated Pentair trademarks and logos are property of Pentair. Third party registered and unregistered trademarks and logos are the property of their respective owners. Because we are continuously improving our products and services, Pentair reserves the right to change specifications without prior notice. Pentair is an equal opportunity employer.

©2021 Pentair. All Rights Reserved.

AF-02-1001 (07-19-21)